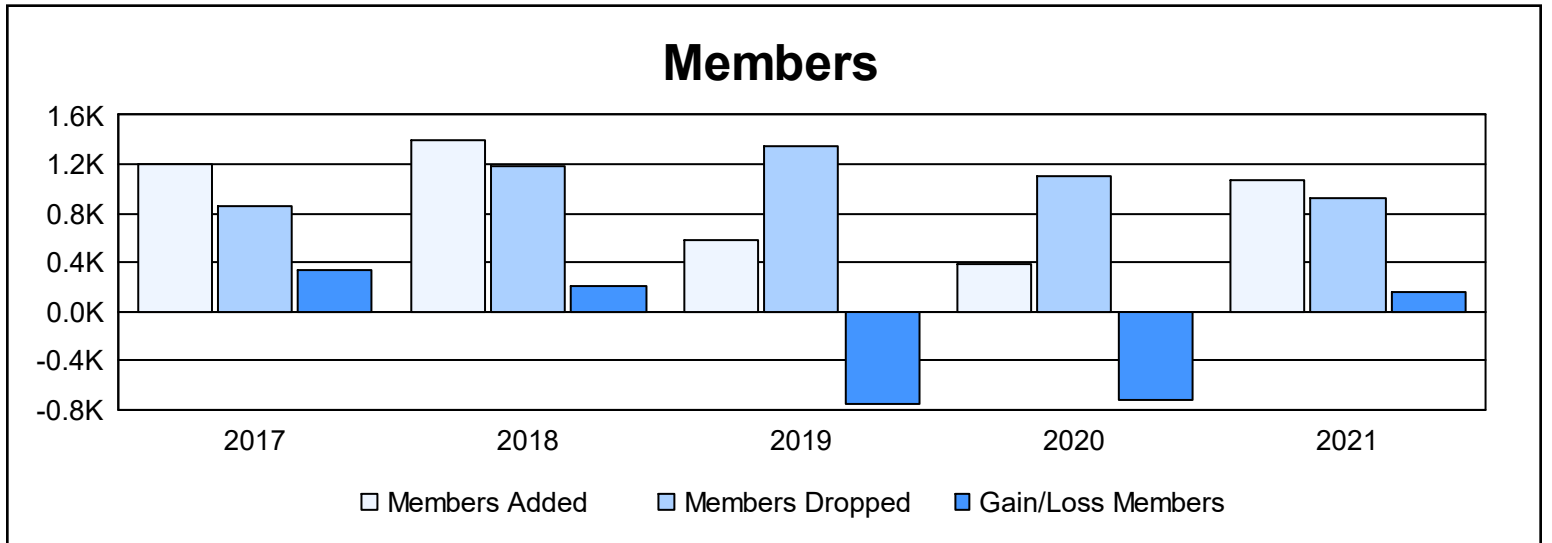
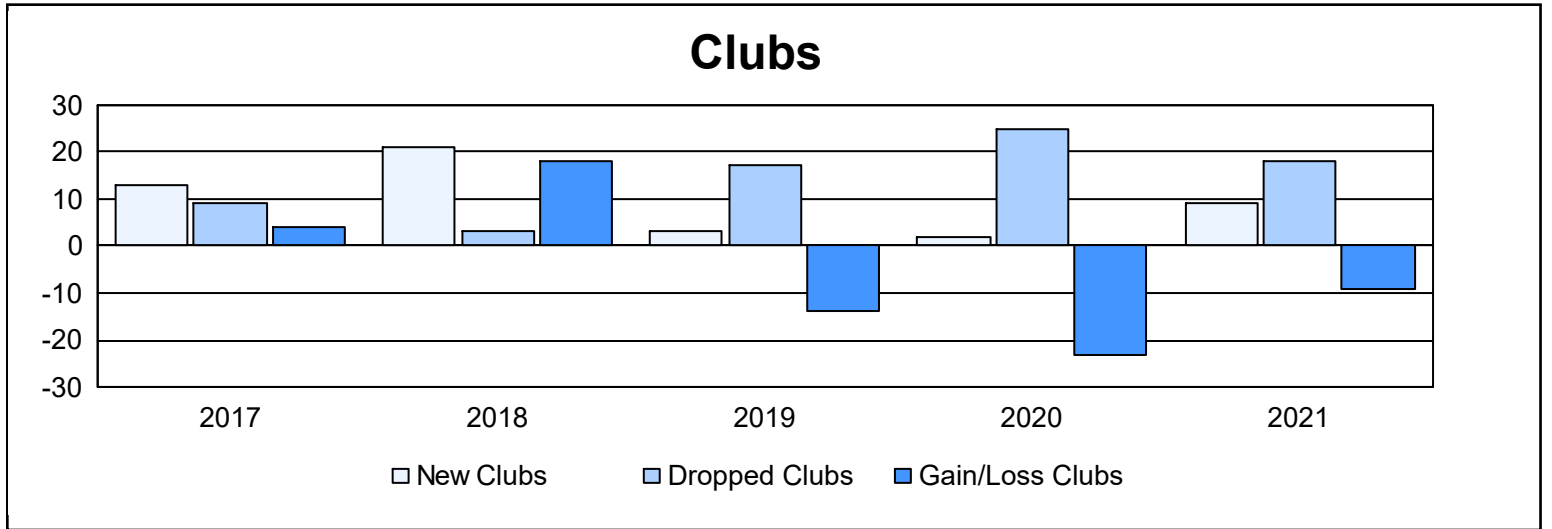


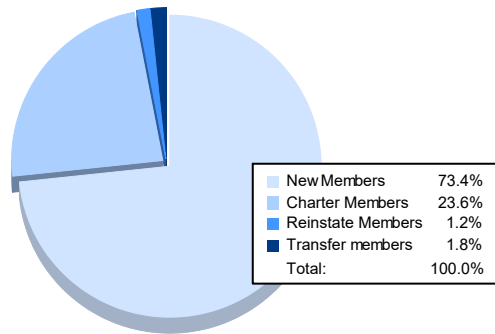
**Multiple District O**

As of June 2021 Cumulative

Year	New Clubs	Dropped Clubs	Gain/ Loss Clubs	New Members	Charter Members	Reinstate Members	Transfer Members	Total Member Added	Total Members Dropped	Gain/ Loss Members
2016-2017	13	9	4	851	315	9	21	1,196	855	341
2017-2018	21	3	18	810	535	30	21	1,396	1,185	211
2018-2019	3	17	-14	467	83	12	26	588	1,339	-751
2019-2020	2	25	-23	282	49	28	26	385	1,101	-716
2020-2021	9	18	-9	784	252	13	19	1,068	916	152
<b>Average</b>	<b>10</b>	<b>14</b>	<b>-5</b>	<b>639</b>	<b>247</b>	<b>18</b>	<b>23</b>	<b>927</b>	<b>1,079</b>	<b>-153</b>



### Membership Composition June 2021 Cumulative



### Gender Composition June 2021 Cumulative

